

Gebauer  Expert

The tool for
additive hyperopia surgery

Create **refractive lenticules**
for LIKE[®] surgery –
Lenticular Intrastromal **Keratoplasty**





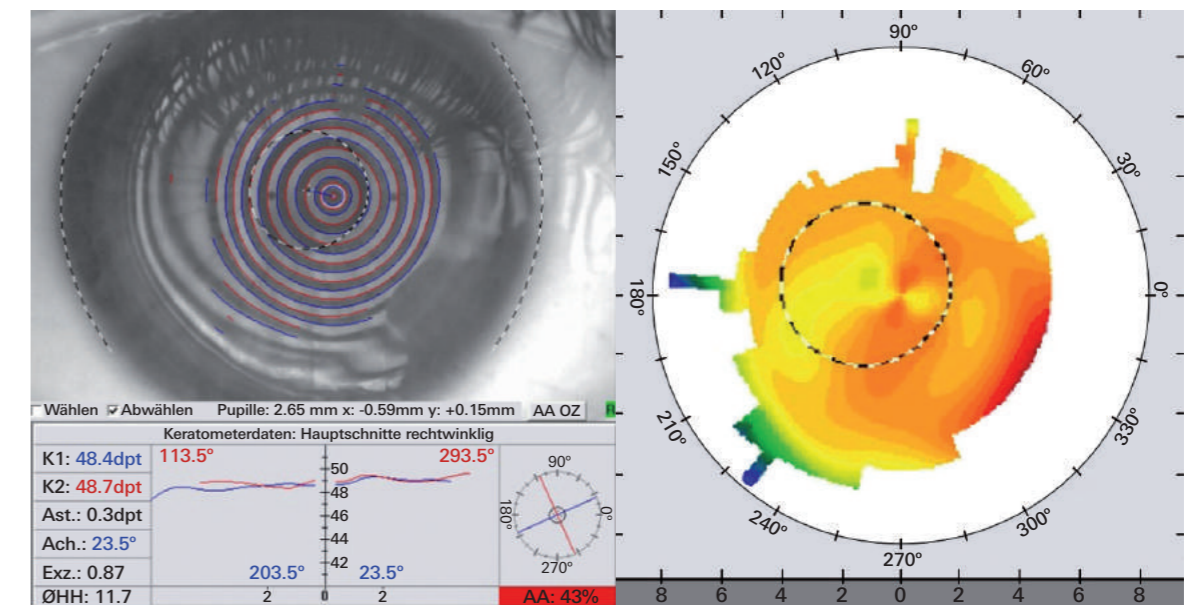
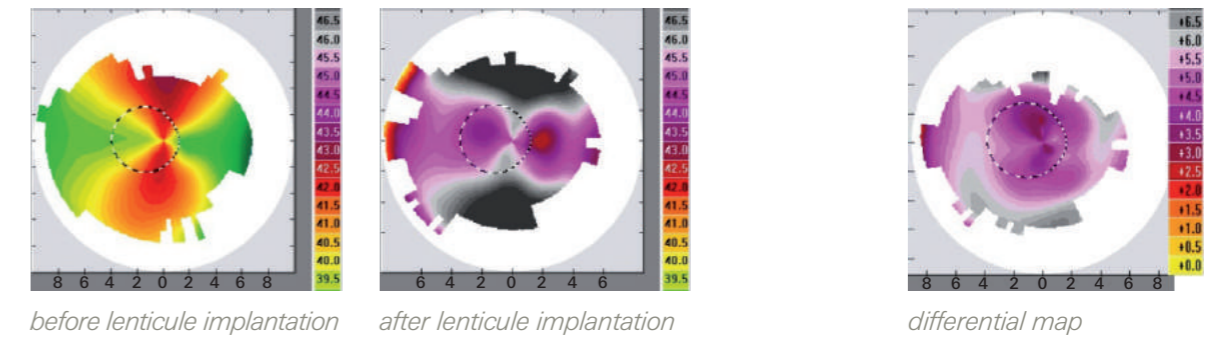
Currently, hyperopia correction of 3 diopters or more is very difficult to treat, but using the **LIKE** procedure, we can now correct hyperopia from 3 to 8 diopters in a fully reversible two-step procedure which is simple and safe to do.

The first step is similar to LASIK, we create a flap, but additionally center a pre-prepared lenticule on the optical axis and then wait for the eye refraction and corneal topography to stabilize.

Step two is to re-lift the flap and make the final touch-up correction on the lenticule using customized excimer ablation. The **LIKE** procedure incorporates an easy to produce and precise lenticule of about 7mm Ø with a smooth and even surface while maintaining the integrity of Bowman's layer which allows easy re-lift of the flap for the touch-up correction procedure. In addition this procedure can correct for greater astigmatism which is common with hyperopia.

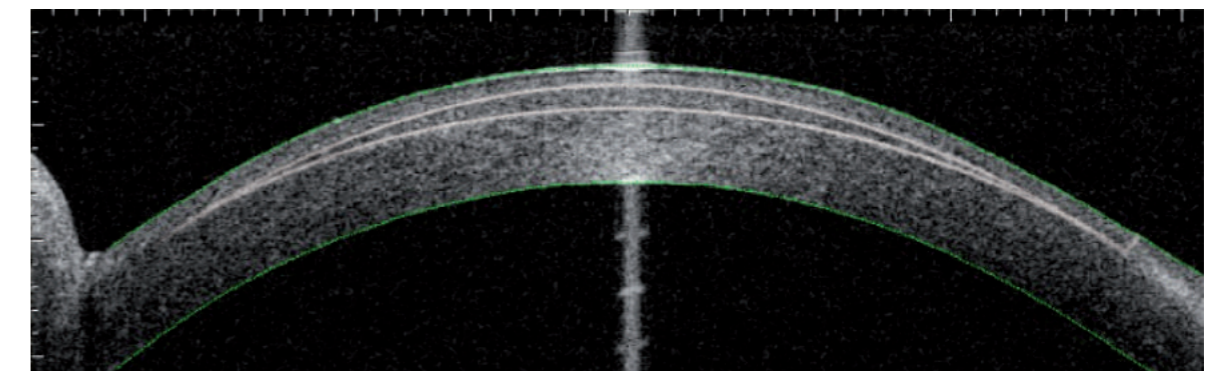
Prof. Dr. med. Dr. rer. nat. Theo Seiler, IROC Zürich

Corneal topography/OD



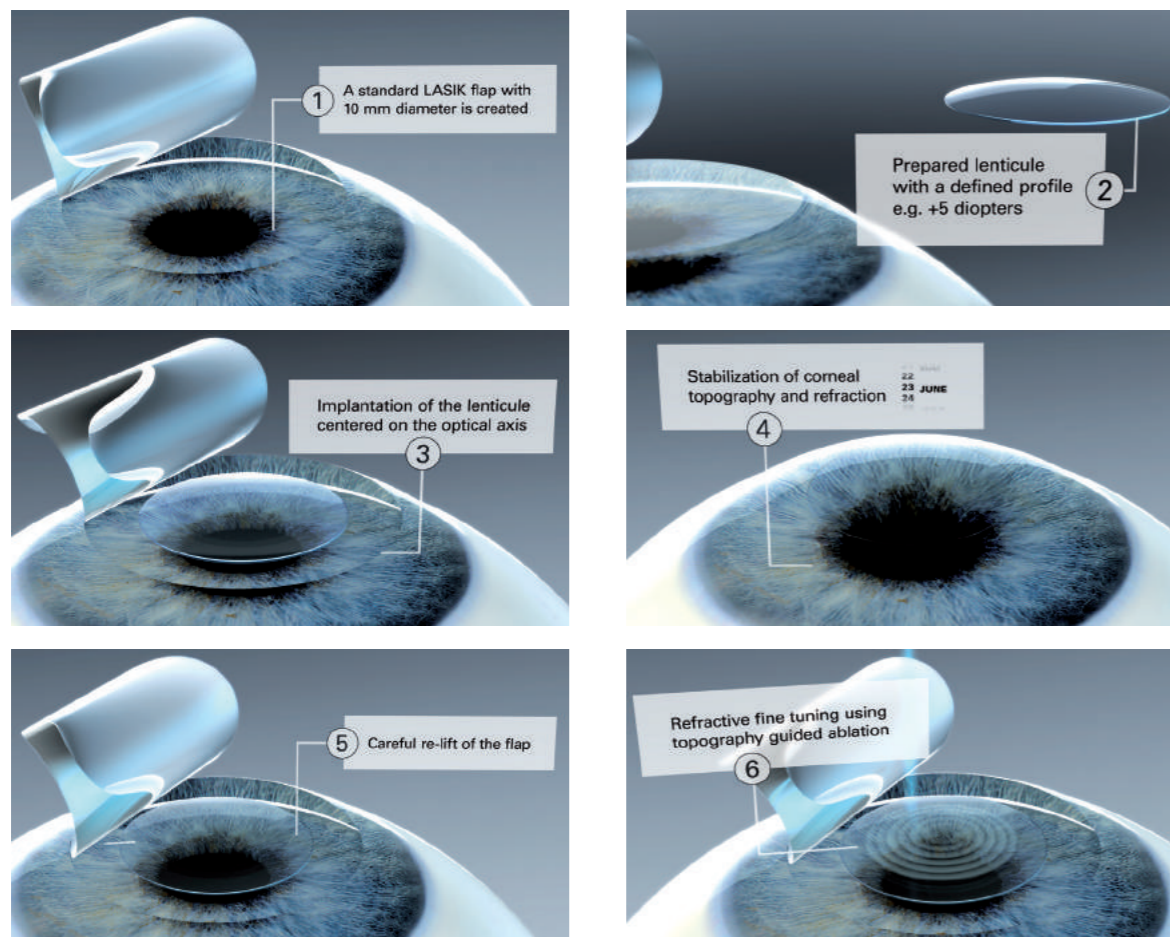
result after re-lift and astigmatism correction

OCT image



patient cornea with **LIKE** lenticule

The **LIKE** procedure



OCT and corneal topography pictures are courtesy of Prof. Dr. med. Dr. rer. nat. Theo Seiler, IROC Zürich

Contact us for detailed specifications. All technical specifications subject to change.



Gebauer 

Gebauer Medizintechnik GmbH
Monbachstraße 7/1
75242 Neuhausen
Germany



Phone: +49 7234 9421-0
Fax: +49 7234 9421-20
info@gebauermedical.com

www.gebauermedical.com